

PRODUCT DESCRIPTION

This Aroma Diffuser uses Ultrasonic waves to instantly vaporize water and essential oil in the tank, to produce a cool, dry fragrant mist.

01. Waterproof cover

02. Storage tank

03. LED lights(built-in)

04. Base

05. Highest water level line

06. The outlet

07. Mist shock tablets

08. Seal ring

09. Mist mode button

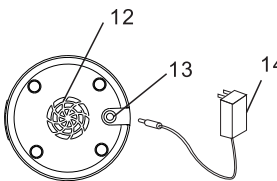
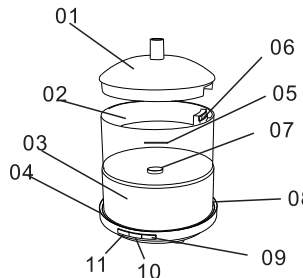
10. ON/OFF button

11. Light control button

12. Inlet

13. DC power jack

14. Power Adapter



OPERATION

01. Please to straighten products,vertical take off on the outside cover, then remove the inside cover.Fig 1

02. Please connect the AC adapter DC plug by AC plug slot to the main DC socket. Fig 2

03. Please use a measuring cup to the tank water, do not exceed the maximum water level of 260 ml. In using, please do not add water.(water with high temperature shall not be used)

04. Tank filled with water, after vertical drip into the essential oil.Fig3

05. Put the cover back,fall in vertical direction, rotate to adjust spray nozzle to the desired location. Important: before use must cover up.

06. Put the AC adapter plug household outlet.

07. Press "⏻" button and choose to use the time as required,(1)press the first,continuous spray,(2)press the second,intermittent spray,spray30 seconds,stop 30 seconds,(3)press the third,spray the timer for 1H (the device will shut down automatically after 1 hour),(4)press the fourth,spray the timer for 2H (the device will shut down automatically after 2 hour) Fig 4

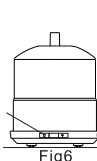
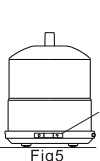
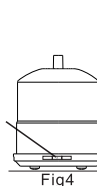
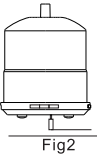
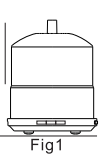
08. Press "☾", (1)press the first,to spray heavily,(2)press the second,to spray lightly Fig 5

09. Press "☀", (1)press the first,to spart lighting and the light color will be automatically converted(2)press the second,to select the light color,(3)press the third,to turn off the light. Fig 6

10. If long time not to use,should be poured the water and placed in a dry place.

11. When power on, aromatherapy machine initial status to closed.

12. If the water inside cistem,even open the ⏻ switch, aromatherapy machine will automatically shut down



ATTENTION

- Product use time limit for 360 minutes(6 hours)
- If I pay attention to the concentration of the spray slightly difference is normal phenomenon.

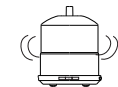
- the different types of water, humidity,temperature and wind directon will affect the mist effect.

- Aromatherapy machine can not be used without water.
- Apply aromatherapy essential oils. If impurities may cause damage to the product, please follow the maintenance steps before replacing another aromatherapy essential oil.

ACCIDENTAL LEAKAGE

If accidentally knock over when using,please click the following methods:

- Turn off the power and unplug the power cord, and open the cover.
- The rest of the water tank water from drainage side poured out completely
- Gently shake the fuselage, let water accumulation in the body from the drain discharge placed in the safe place 24 hours dry naturally.



MAINTENANCE

Every use of 5 to 6 times or 3-5days, please click the following method to clear the product:

- Turn off the power and unplug the power cord, and open the cover.
- The rest of the water tank water from drainage side poured out completely.
- A small amount of the kitchen with detergent in warm water first diluted, reoccupy dishcloth this product.
- If you have dirt found inside of the air supply outlet, please clean up the lid off the container again.
- Maintenance,do not use medical dilution phenylethyl alcohol, otherwise may damage the product or erase the various logo products.



PRECAUTIONS

Make sure the following matters,to avoid damage to the product:

- non-technical staff not to rob the transformation, remove or servicing the product. If you need repair, please contact the product sales office.

- do not intentionally hurt, twisted, stretching the electric wires to the power adapter, do not put wires at high temperature.Do not use heavy pressure wire, also don't use clip clip or repair electrical wiring

- if the line is damaged, on the adapter socket is loose, please stop using it.

- if there is a peculiar smell, noise, abnormal heat, is the product or adapter has failed. Please quickly pull out the adapter plug from the outlet, and stop using it.

- do not put the adapter in the water or water use. Nor will adapters stored in damp places, such as the bathroom, changingroom,greenhouse,etc.

- in order to ensure the health, after each use must pour the water in the tank from drainage side, with cloth to wipe clean.

- aromatherapy oil or lead to dyeing, if accidentally splashed out, should clean immediately by dishcloth.

- should use the cups of water into the sprayer, please do not direct water tap water.

- never let spray directly to the furniture, clothes or wall, etc.

- avoid placed in direct sunlight, near the air conditioner, fan or high temperature,etc

- should be placed in the plane position, do not put in carpet, cushion, or not smooth.

- avoid on appliances such as TV, sound box next to the equipment.

- should not cover the product, damage may lead to water accumulation in the body.

- product use time limit for 360 minutes(6 hours)

- working long hours, should be closed after 60 minutes again, avoid the ultrasonic board damaged

- is only applicable to tap water, pure water.

- use should not be in the mobile products.

- When I wet hands, don't touch the product, so as to avoid leakage.

- should be placed effects reached less.And properly teach children should not play with the product.

- the product is not suitable for children or lack of understanding and experience of using the products.

TROUBLESHOOTING

Please refer to the table below in the event of product operating abnormally:

If you feel what's wrong with this product may,please send us your request in the maintenance before confirmation:

As long as a turn on the swiech,less than a second time, aromatherapy machine will automatically shut down immediately.	<ul style="list-style-type: none"> ● please confirm whether there is water inside the container?Or the amount of water is enough? -container to add water, please. ● AC adapter with this product after completed? - please confirm that this product has been with the adapter connected. To confirm whether has been switched on, please send the DC plug again pull down from the ontology, reconnect the retry.
---	---

No abnormal spray	<ul style="list-style-type: none"> ● whether too little of the water in the container?Or too much? -container to add water please. if more than 260ml of the water in the container,spray may also appear abnormal. ● ultrasonic atomization piece be defiled? - please clean containers.(see"maintenance method") ● at the bottom of the suction mouth is full of dust? - if the base of the air inlet sticky dust, the pumping air volume will be greatly reduced, resulting in not enough wind to the mist.
-------------------	---

Water leakage from product	<ul style="list-style-type: none"> ● Already cover? -heavy install cover. ● low temperature or humidity is too high? -if the temperature is too low or too high humidity, the surface of the mist is easy to gather together and from water droplets.
----------------------------	---

SPECIFICATIONS

Power(Input/Output)	AC100-240V 50-60Hz 0.35A DC24V 600mA
Length of Cord	Approx 170CM
Power	Approx 12W
Time Mode	Continuous/Intermittent(30S ON/30S OFF)/1H/2H
Tank Capacity	260ML
LED Light	6PCS
Materials	PP/ABS
Accessories	AC Adaptor and manual
Method of mist production	2.4MHZ

Aroma Diffuser User Manual