

## OPERATIONS

1. Press the power switch to the '0' position.
2. Plug in the power cord to the mains outlet.
3. Press the power switch to the 'I' position. The indicator will light up and the warmer is ready for use.


## SPECIFICATIONS

Voltage: AC220-240V  
Frequency: 50Hz  
Rated power: 300W  
Dimensions: 730mmx680mmx1435mm

# DEVANTI®

## ELECTRIC TOWEL WARMER

MODEL: TW-C-703-ALUM



## USER MANUAL

Please read this user manual carefully before using the product. Please retain this manual for future reference.

4

1



## CAUTION

- This warmer only operates in an upright position.
- Store the warmer in a cool and dry location when not in use. Do not store until the warmer cools down.
- This appliance is intended for drying textiles washed in water only.
- Any servicing must be performed by qualified service personnel.
- The warmer must not be located immediately below a power socket/outlet.
- The towel warmer must be installed at a distance of at least 600mm away from bathtubs and showers.

### INSTALLATION



### INSTRUCTION



## IMPORTANT SAFEGUARDS

- Read all instructions before using this towel warmer.
- Extreme caution is necessary when the towel warmer is used by or near children or disabled persons and whenever the heater is left operating or unattended.
- Always unplug the towel warmer when not in use.
- Do not operate the warmer with a damaged power cord or plug, or after the warmer had malfunctioned, had been dropped or damaged in any manner. Return the product to the vendor or bring it to qualified service personnel to check, adjust or repair if necessary.
- Do not use the towel warmer outdoors.
- Never place the warmer where it may fall into a bathtub or other water container.
- Do not run the power cord under any carpets. Do not cover the power cord with throw rugs, or the like. Place the power cord away from traffic zones and where it could be tripped over.
- To disconnect the warmer, unplug the plug from the mains outlet.
- Do not use the warmer where petrol, paints or other flammable liquids are used or stored.
- Use this warmer only as described in this manual. Any other use is not recommended and may cause fire, electric shock or injury to persons.
- The warmer is not intended for use with an extension cord. Plug in the power cord directly into a wall outlet.
- This appliance is not intended for use by persons (including children) with reduced physical, sensory or mental capabilities, or lack of experience and knowledge unless they have been given supervision or instruction concerning use of appliance by a person responsible for their safety. Children should be supervised to ensure that they do not play with the appliance.

2

3